
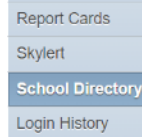


FINDING STUDENT INFORMATION IN SKYWARD

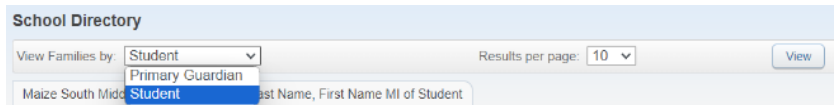
STEP 1: Go to the Vermillion Elementary website: www.usd266.com/ves



STEP 4: Click on **School Directory** in the blue bar on the left hand side.



Select **Student** from **View Families By:** top left of page and click **View** to the right to populate student names.




STEP 2: Click on **Families** tab along the top and select: **Skyward Family Access**

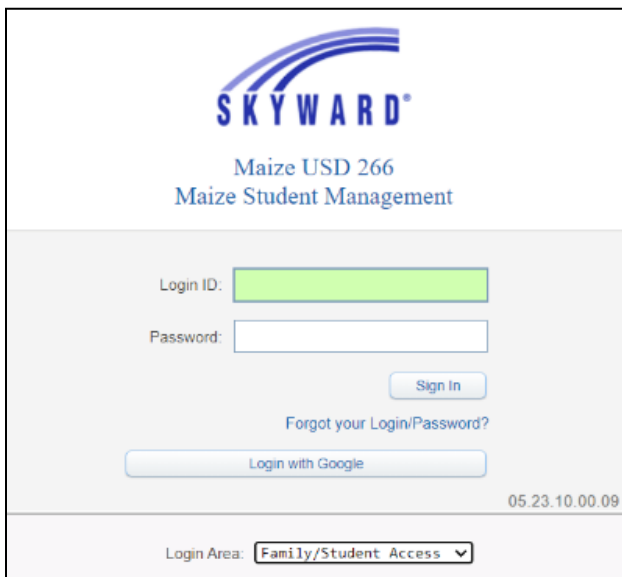


STEP 5: Search students by LAST NAME at the **Search Bar** bottom right. If you cannot find a student, the parent/guardian has opted to keep the information private.

Search Bar is located bottom right of page:



STEP 3: Select **Family/Student Access** from the bottom drop down menu and select **Sign In** to gain access to Skyward.



Note:

From the USD266 Student Handbook:

17.2 Parties/Events

Our schools are fortunate to have an active Parent/Teacher Organization (PTO). Kindergarten through fourth grade room parents are in charge of three parties a year: fall, Valentine and spring. The teacher/principal must approve other parties. **Birthday** treats may be sent with a student and supervised by the teacher. Individual invitations to personal events or parties may not be distributed at school. PTO volunteers are not responsible for providing parental/adult supervision at events (i.e. skating parties, fun nights, etc.)

If you need assistance logging into Skyward, please contact the **Enrollment Center** at 316-350-2050 or by email at enrollment@usd266.com.

