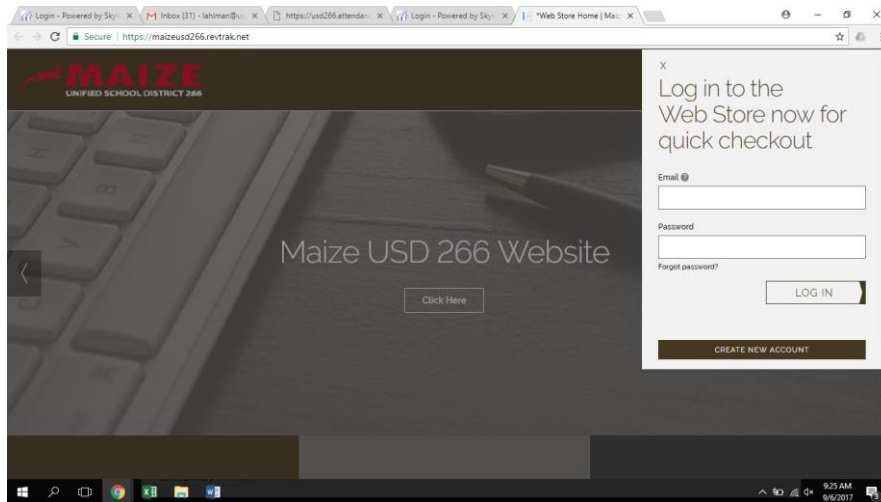


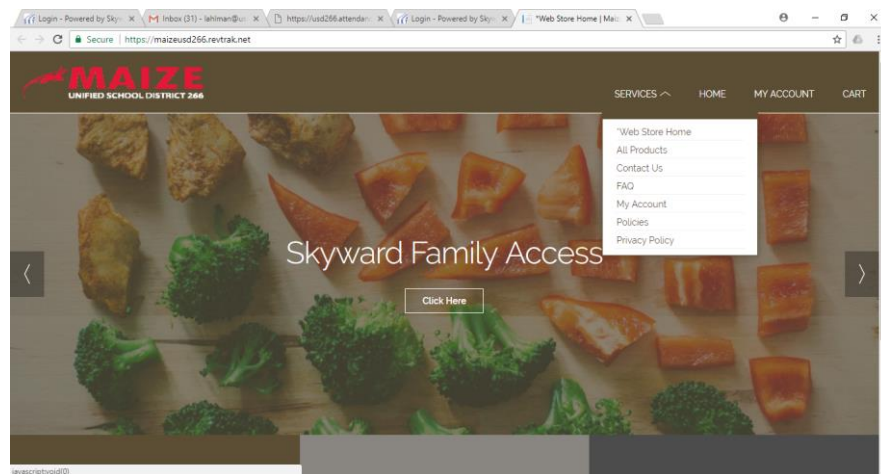
## REMOVING CREDIT CARDS FROM REVTRAK

Access the main site for RevTrak: <https://maizeusd266.revtrak.net/>

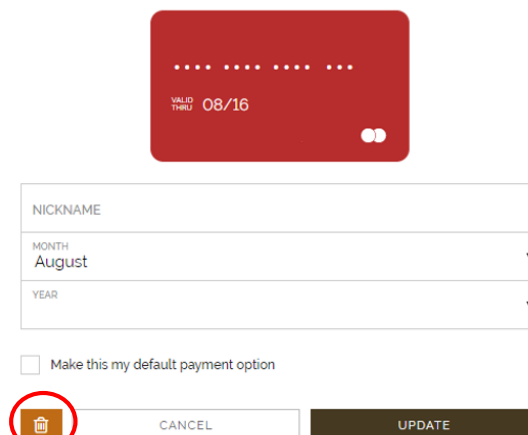
Enter your Login and password information for RevTrak that you use in Family Access when making a payment.




Click on the Services drop-down and choose My Account.



You can remove credit cards by clicking on the credit card you want to delete in the Payment area on the left and a window will open. Click on the trash button to delete the card.



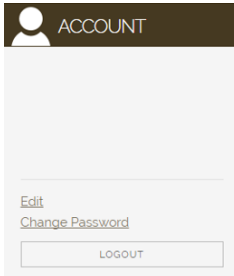
Click the Confirm Delete button.



NICKNAME
MONTH August
YEAR

Make this my default payment option

Once you have deleted the cards you no longer use, click on the logout button.



ACCOUNT

[Edit](#)  
[Change Password](#)